

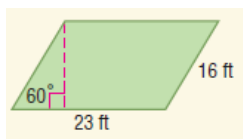
AREA PACKET

Please take the time to look up each formula if you do not recall it. Use your book or the Internet!

Area of a parallelogram.

Formula: _____

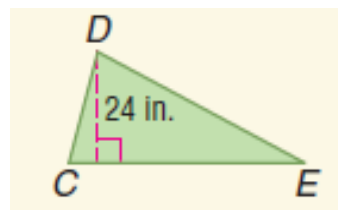
Find the area.



Area of a triangle.

Formula: _____

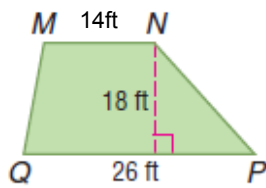
Triangle CDE has an area of 336 square inches. Find CE .



Area of a trapezoid.

Formula: _____

Find the area.



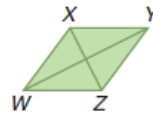
Area of a rhombus.

Formula: _____

Find the area.

WY is 20 meters long.

XZ = 10 meters.

**Challenge.** Find the area.